

# Bletchley Park Primary School



## 2023 ANNUAL REPORT



Bletchley Park  
PRIMARY

# CONTENTS

<b>Principal's Address</b>	<b>Page 2</b>
<b>School Board Chair's Address</b>	<b>Page 3</b>
<b>Parents and Citizen's Report</b>	<b>Page 5</b>
<b>Our Vision</b>	<b>Page 6</b>
<b>Our Context</b>	<b>Page 7</b>
<b>Student Attendance</b>	<b>Page 8</b>
<b>Destination Schools</b>	<b>Page 9</b>
<b>Business Plan</b>	<b>Page 10</b>
<b>Students Achievement</b>	<b>Page 12</b>
<b>Community Feedback</b>	<b>Page 16</b>
<b>Financial Summary</b>	<b>Page 17</b>
<b>Glossary</b>	<b>Page 18</b>

# PRINCIPAL'S ADDRESS

It is with pleasure I present the 2023 Annual Report. We strive to be much more than just a strong academically performing school as we continue to respond to the needs of the 'whole child'. The Annual Report provides parents and the wider community with information about our school and evidence of our progress towards achieving the focus areas and targets set in our Business Plan.

The Annual Report also provides us with the opportunity to celebrate our successes and achievements and includes information about the future actions to be taken in 2024 to improve student achievement and further enhance the school's effectiveness. It is important to note that the Annual Report is only one component of the total reporting process that the school undertakes. In order to gain a greater knowledge of the school's purpose and its operations the Annual Report should be read in conjunction with other documents such as the Business Plan, information booklets and other information pertaining to the school's curriculum and policies, all of which are located on the Bletchley Park Primary School website.

The school continued to ensure a strong learning culture, with high expectations and clear accountability measures in place to drive the School Business Plan 2022-2024.

Congratulations and thank you to all our staff members who collaboratively work every day to ensure every child's needs are considered and planned for in our learning programs and school environment. Our culture of always putting the child first ensures a rich learning environment across all eight curriculum areas. All staff work tirelessly to ensure students Be, Think, Grow. The commitment to academic excellence through evidence-based inclusive practices and taking advantage of value adding partnerships has earned Bletchley the rightful position of being a preferred school.

Strong partnerships exist between the Board and P&C which enables consistent alignment with supporting school priorities and resources. We sincerely thank the members of the School Board for their robust governance, consultation processes and collaboration, and the Parents and Citizens Association for their ongoing success to sustain our strong and supportive community. We will continue to build upon our accomplishments by striving to inspire a joy of learning, encouraging our children to succeed and providing a high-quality education for the students in our care.

Yours sincerely  
Wayne Walpole  
Principal

# SCHOOL BOARD CHAIR'S ADDRESS

In 2023 Bletchley Park Primary School continued to kick goals with the continued implementation of the digital 1 to 1 program in the school, with the year four and year five students all having high access to devices to support their learning. I would like to commend the way the school has continued on its journey to enhancing the student experience using digital technology, ensuring they have the 21<sup>st</sup> century skills required to be successful in the future. As this continues into 2024, with continued momentum in this area, it will be pleasing to see the dedication of the teaching staff as they upskill to make the most of the opportunities in this area.

Over the year in 2023, the school board met five times to discuss the management of the school and its programs. I can very easily say we are well represented on the school board, with a diverse group of parents and community members who care deeply about the school and engage in the meetings. During the meetings through out the year the following things were discussed.

- School Performance against Business Plan
- Student On Entry Data
- Reviewed Dress Code policy
- Periodically reviewed the finances of the school
- School Board Composition and membership
- Three Way Conferences (Student, Parent, Teacher)
- School Digital Coach (Teacher support resource)
- Reviewed the Behaviour Management Plan
- 2024 Enrolment Targets
- Changes to the Kindergarten Program
- Companion Dog at BPPS
- NAPLAN Data
- Attendance Review for 2023
- Personal Item Lists and Voluntary Contributions
- Review of Staffing Numbers vs Students Numbers in 2024
- Parents Open Night
- P&C and School led activities
- PAT Data for Literacy and Numeracy in 2023
- The Be Think Grow Award
- Wellbeing Programs at BPPS in 2023/2024
- Leavers Shirts for 2024 year 6 students
- Compliance requirements for board members and school volunteers
- Draft Annual Report 2023
- Review of School board Terms of Reference and Code of Conduct
- Board Member Vacancies and Elections
- Principal Performance Review

- 2024 Draft Budget
- Meeting Dates for 2024
- Three Way Conference Planning 2024
- School Playgrounds

2023 has been a year of success at Bletchley Park Primary School, with many targets being met, or on the way to being met in this Business Plan Cycle. I would like to thank on behalf of the School Board, the Teachers and Admin staff who look after our children each day so they can be the best they can be, grow more each day, learning to be the best version of themselves.

Mr Denis Coldham  
School Board Chair



# PARENT'S AND CITIZENS REPORT

On behalf of the Bletchley Park Primary School P&C I would like to congratulate all our students on a wonderful year of achievements, learning and growth.

To the administration, teachers and staff, thank you for your tireless support of our school and the P&C.

This year, our parent volunteers have been responsible for coordinating an amazing array of events including Free Dress Days, an Easter Stall, Mother's Day & Father's Day Stalls, a Disco and the running of our Second-Hand Uniform shop - a service which has provided affordable and sustainable preloved uniforms for our families.

Along with these events, we most recently held our very first Night Market and we thank the community for their attendance.

Throughout the year, the P&C has provided our school with financial assistance of over \$25,000 to support a variety of projects, services and equipment and we are excited to announce an additional \$40,000 towards an incredible new playground for the oval.

Some of these contributions are visible for all to see, such as the incredible library mural and ECE playground equipment, and others are sometimes not so visible, such as support for the Chaplaincy Program, Hardship Fund and percussion instruments purchased to enhance the music program.

Special thank you to the dedicated volunteers both on and off the committee for their many hours of service, ensuring the success of every event. We couldn't do this without you and in my eyes, you are all superstars!

I would also like to take this opportunity to acknowledge and sincerely thank Kylie McKivett, for her 10 years of commitment and dedication. Thank you, Kylie for your outstanding contribution.

This year marks the end of my eight-year journey with the P&C. It has been an incredible experience with a lot of hard work, a lot of late nights and a lot of coffee. I am truly grateful for the friends I've made and have enjoyed getting to know parents, staff and students.

Our P&C is only as strong as its members and with membership at an all-time low, I encourage families to consider joining.

With all that said, it is with great pleasure and heart-felt thanks to our community, that the P&C presented the school with a cheque for \$20,000.

Wishing you all a safe and happy summer break.

Paula Kontor



# OUR VISION

## **Our Vision**

Bletchley Park Primary School is a nurturing community where we can be, think and grow. Be, think and grow reflects the aspirations and core beliefs of our school and its community.

Our vision is the driving force behind all decisions, policies and processes and is reflected in all aspects of the daily management and operations of our school. It is the key focus of teaching and learning programs, defines the physical environment to optimise student learning and fosters productive and sustainable relationships to enhance learning.

## **Our Values**

Our school has two core values that underpin everything we do in the school.

### **Doing My Best**

I always do my best. I put in a good effort every day. I work well by myself and with other people.

### **Respect**

I show respect for myself, other people and the environment.

## **Our Beliefs**

The beliefs of our school articulate the shared understanding of the school's vision in operation.

They describe the qualities of learning, describe our school in action and provide a framework for decision making and policy. The beliefs, school values and vision combine to enhance the school's positive reputation and culture.

# OUR CONTEXT

Bletchley Park Primary School, situated in Southern River, first opened in February 2008 with 190 students from Kindergarten to Year 7. We currently have approximately 800 students enrolled from K- Yr6.

Despite the school being a large primary school, our parents comment on the wonderful community feel. Collaboration and teamwork underpin everything we do, and we work to ensure every child achieves their social, emotional and academic potential.

Our school is very multi-cultural with families from all over the world enhancing our school community.

## Enrolment Trends

### As of Semester One 2023

Student Number	(FTE)
----------------	-------

Primary	Kin	PPR	Y01	Y02	Y03	Y04	Y05	Y06	Total
Full Time	(39)	76	102	111	89	102	114	127	760
Part Time	78								

Note: The Kin Full Time student figure represents the Full Time Equivalent of the Part Time students

	Kin	PPR	Pri	Sec	Total
Male	42	34	326		402
Female	36	42	319		397
Total	78	76	645		799

	Kin	PPR	Pri	Sec	Total
Aboriginal	1	5	18		24
Non-Aboriginal	77	71	627		775
Total	78	76	645		799

## Longitudinal Student Numbers

Semester 2	2019	2020	2021	2022	2023
Primary (Excluding Kin)	859	826	785	744	721

24 students identify as Aboriginal.

71 students receive disability funding.

128 students attract EALD funding.




# ATTENDANCE

## Primary Attendance Rates

	Non - Aboriginal			Aboriginal			Total		
	School	Like Schools	WA Public Schools	School	Like Schools	WA Public Schools	School	Like Schools	WA Public Schools
2021	94.2%	92.5%	92.4%	91.2%	82.6%	76.8%	94.1%	92.1%	91.0%
2022	90.9%	88.8%	88.3%	90.2%	76.8%	69.5%	90.8%	88.4%	86.6%
2023	91.8%	90.9%	90.3%	89.9%	79.2%	74.3%	91.7%	90.4%	88.9%

	Attendance Category			
	Regular	At Risk		
		Indicated	Moderate	Severe
2021	80.8%	15.9%	3.0%	0.3%
2022	66.2%	25.9%	6.3%	1.6%
2023	70.7%	21.0%	7.5%	0.8%
Like Schools 2023	65.5%	24.7%	7.6%	2.2%
WA Public Schools 2023	61.0%	25.0%	10.0%	4.0%



**Attendance is monitored by the Leadership Team and any concerns identified. We utilize SMS messaging to inform parents of absences. Based on the data, we work closely with teachers in supporting families to increase attendance rates. Attendance at BPPS is above Like Schools (those with a similar ICSEA) and WA Public Schools. Most absences are due to unauthorized family vacations. Regular attendance is identified as a key factor in student progress and achievement.**

**Regular attendance has increased following the interruptions caused by COVID.**

# DESTINATION SCHOOLS

## Destination Schools for 2024

The majority of our students continue to attend our local public high school Harrisdale Senior High School for their secondary education. We are active members of the Nicholson Network and have an active working relationship with Harrisdale SHS.

A number of our students were also successful in winning scholarships or were accepted into specialist programs at a number of different schools.

We congratulate all of our leaving students for being positive role models academically, socially and behaviourally and wish them all the best for the future.

High School	Number of Students
Harrisdale SHS	57
Piara Waters SHS	3
Canning Vale College	7
Applecross SHS	3
Carey Baptist College	16
Providence Christian College	7
St John Bosco	9
John Wollaston	1
Perth Modern	1
Southern River College	6
Willetton SHS	1
Al-Ameen College	1
Darling Range Sports College	2
Court Grammar	1
Aust Christian College	2
Corpus Christi	1
All Saints	1
Byford Secondary College	1
Melville Secondary College	1
Kelmscott SHS	1
John Curtin College of the Arts	1
Lumen Christi College	3
Emmanuel College	1

# BUSINESS PLAN

We are in the second year of implementing our current Business Plan and are well on track successfully implementing the strategies in our three focus areas of Quality Teaching, Digital Technology and Student Achievement. Below is a summary of our progress against the targets in each focus area.

FOCUS AREA	ACHIEVEMENT
<p><b>Quality Teaching</b></p> <p>Based on reflection against the National School Improvement Tool, by 2024 the school will receive a rating of 'Outstanding' in the areas of:</p> <ul style="list-style-type: none"> <li>- A culture that promotes learning</li> <li>- An expert teaching team.</li> </ul> <p>By 2024, based on responses to the National School Opinion Survey, BPPS will achieve an average rating score of 4:4 or higher from parents and students to the questions:</p> <ul style="list-style-type: none"> <li>-Teachers at this school expect my child to do their best.</li> <li>-Teachers at this school provide my child with useful feedback.</li> <li>-My child's teachers are good teachers.</li> </ul>	<p>Outstanding at the end of 2023</p> <p>Outstanding at the end of 2023</p> <p>Parents 4.5 Students 4.5</p> <p>Parents 4.3 Students 4.2</p> <p>Parents 4.5 Students 4.4</p>
<p><b>Digital Technologies</b></p> <p>80% of Students will achieve the skills required appropriate to their year level on the BPPS scope and sequence by 2024.</p> <p>By 2024 grade alignment in Digital Technologies on the student summative reports compared to Like Schools will have a 90% accuracy rate.</p>	<p>Scope and sequence implemented in 2023</p> <p>Grade allocation is a work in progress, there are no large discrepancies at this stage compared to Like Schools. Currently approx. 80% accuracy BPPS tend to give more B grades</p>
<p><b>Student Achievement: Writing</b></p> <p>Year 3 and 5 NAPLAN writing and spelling to be consistently equal to or above Like Schools.</p> <p>BPPS will have a higher percentage of students in the top two proficiency bands annually in NAPLAN writing and spelling compared to Like Schools.</p>	<p>In 2023 above Like Schools</p> <p>Achieving in 2023</p>

<b>Student Achievement: Numeracy</b>	
<p>Year 3 and 5 stable cohort NAPLAN numeracy to be consistently equal to or above Like Schools.</p> <p>By 2024 Year 3 and 5 NAPLAN data to indicate 10% more girls make 'excellent achievement' compared to the 2021 data.</p>	<p><b>In 2023 above Like Schools</b></p> <p><b>Not assessed yet</b></p>
<b>Student Achievement: Wellbeing</b>	
<p>By 2024 on the National School Improvement Tool, achieve a rating of 'outstanding' in the area of 'a culture that promotes learning'.</p> <p>The student National School Opinion Survey conducted in 2022 and 2024 will indicate a rating of above 4 for the question:</p> <ul style="list-style-type: none"> <li>• I feel safe at school</li> <li>• I can talk to my teacher about my concerns.</li> </ul> <p>The teacher National School Opinion survey conducted in 2022 and 2024 will indicate a rating of above 4.5 for the question:</p> <ul style="list-style-type: none"> <li>• Teachers at this school care about their students.</li> </ul> <p>The parents National School Opinion survey conducted in 2022 and 2024 will indicate a rating of above 4.5 for the question: Teachers at this school care about my child.</p> <p>Based on the PAT Social and Emotional survey, students to perform equal to or above all school norms on the following questions:</p> <ul style="list-style-type: none"> <li>• I lose my temper a lot.</li> <li>• I worry a lot about my schoolwork or what others think about me.</li> <li>• I like the kind of person I am.</li> </ul>	<p><b>Rating of Outstanding in 2023</b></p> <p><b>Currently 4.2</b></p> <p><b>Currently 3.9</b></p> <p><b>Currently 4.6</b></p> <p><b>Currently 4.5</b></p> <p><b>Students who agree with the statement</b></p> <p><b>Sch 29% Nat Avg 27%</b></p> <p><b>Sch 53% Nat Avg 47%</b></p> <p><b>Sch 86% Nat Avg 87%</b></p>

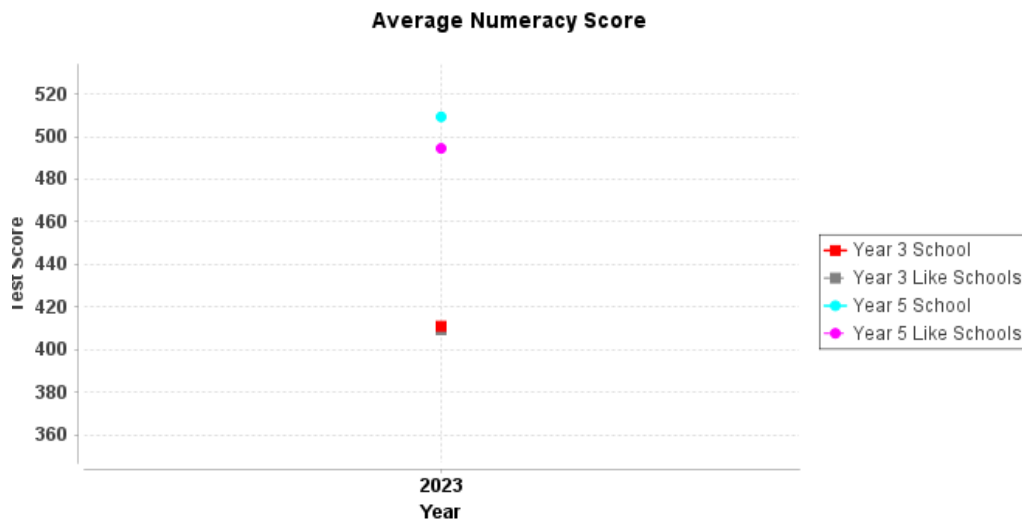


# STUDENT ACHIEVEMENT

NAPLAN assessments are conducted annually across Australia for students in Yrs 3,5,7 and 9. They are conducted in the areas of Numeracy, Reading, Writing, Spelling and Grammar and Punctuation. At BPPS we do not compare our performance to state averages as we always perform well above these means. A more accurate measure is to compare ourselves to Like Schools. Like schools are based on a schools ICSEA (Index of Community Socio-Educational Advantage), not geographical location.

\*In 2023 NAPLAN occurred earlier than in previous years, therefore comparison to previous school results can not be made as data will not be valid.

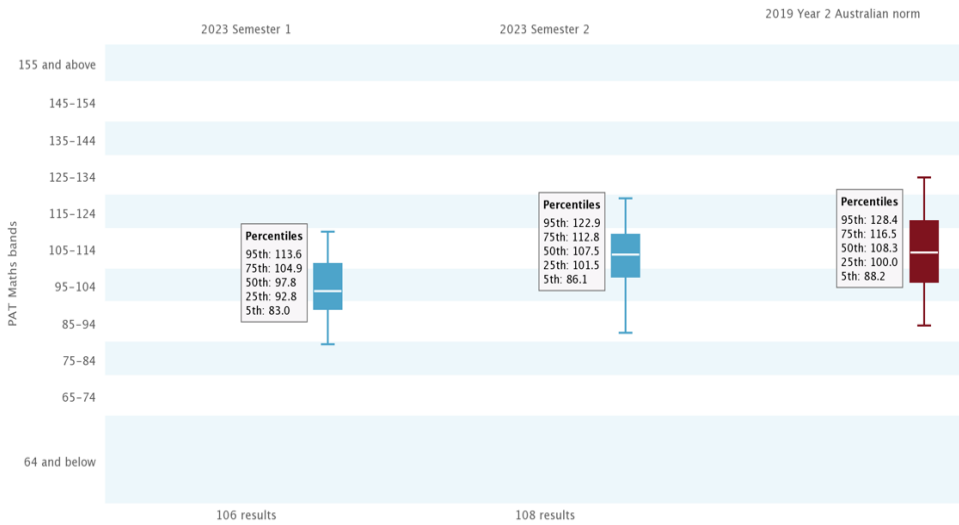
## NUMERACY



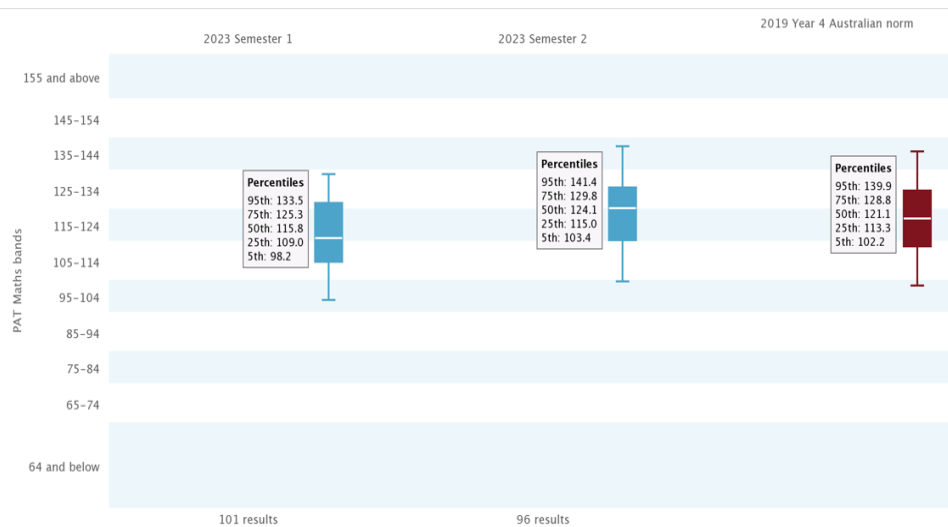
This graph indicates that Yr 3 and Yr 5 students continue to perform above Like Schools based on the NAPLAN Numeracy assessment.

WA Public Schools	Year 3 Numeracy					
	School			Like Schools		
	2021	2022	2023	2021	2022	2023
Top 20%	27%	30%	23%	20%	25%	25%
Middle 60%	61%	42%	66%	63%	63%	60%
Bottom 20%	12%	28%	11%	18%	11%	15%

This table indicates that Yr 3 students continue to perform in line with Like Schools based on the NAPLAN Numeracy assessment over a three year period.



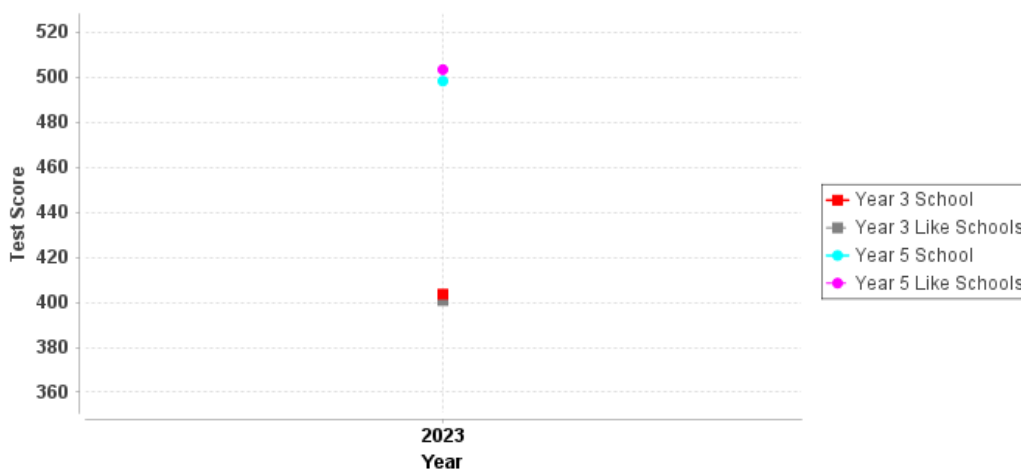
This graph indicates that the Yr 2 median score is slightly higher than the national medium score based on the 2023 PAT Numeracy assessment. It also indicates positive student progress from T1 to T4.



This graph indicates that the Yr 4 median score is slightly lower than the national medium score based on the 2023 PAT Numeracy assessment. It also indicates positive student progress from T1 to T4.

## READING

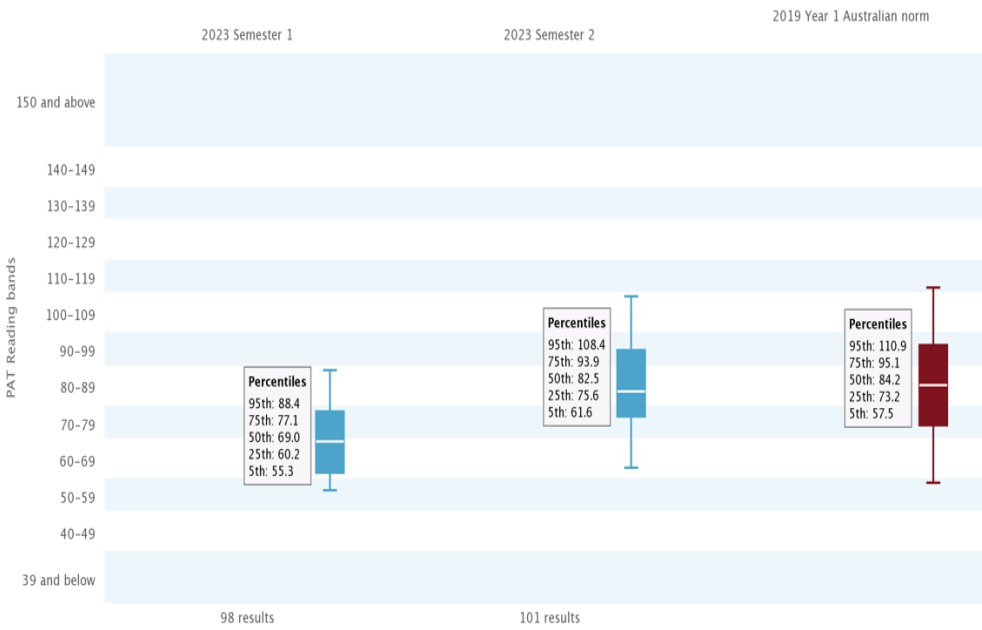
Average Reading Score



This graph indicates that Yr 3 and Yr 5 students continue to perform above Like Schools based on the NAPLAN Reading assessment.

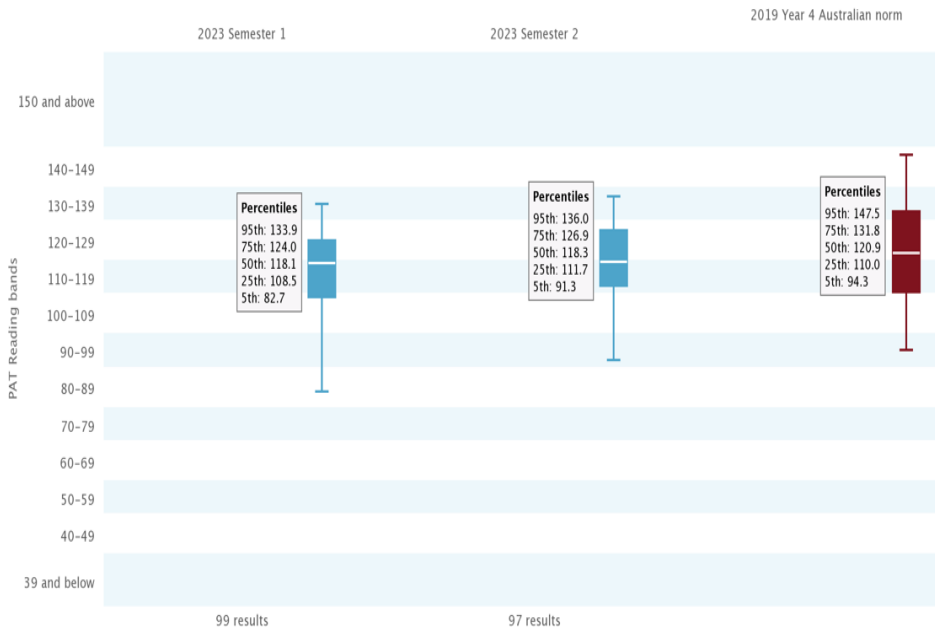
WA Public Schools	Year 3 Reading					
	School			Like Schools		
	2021	2022	2023	2021	2022	2023
Top 20%	30%	25%	19%	20%	26%	21%
Middle 60%	57%	63%	69%	65%	63%	62%
Bottom 20%	13%	11%	12%	14%	11%	17%

This table indicates that Yr 3 students continue to perform in line with Like Schools based on the NAPLAN Reading assessment over a three year period.



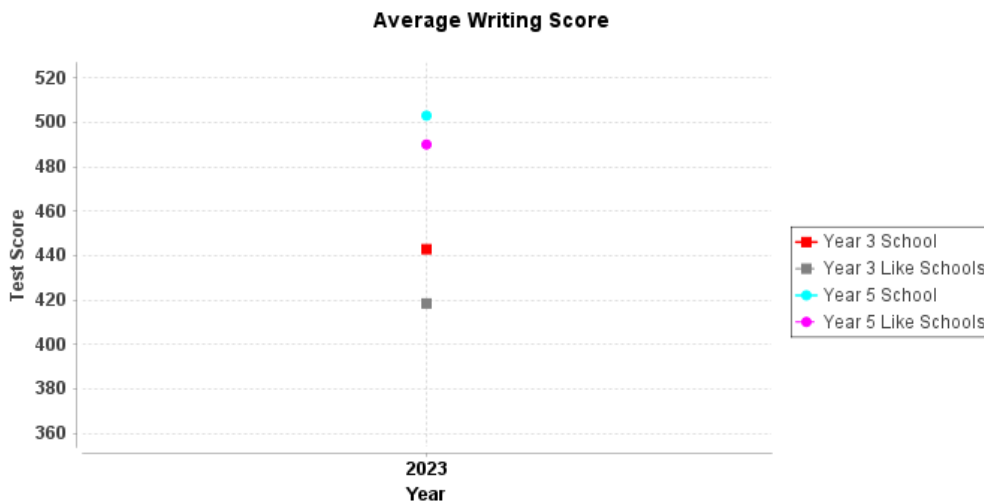
This graph indicates that the Yr 1 median score is higher than the national medium score based on the 2023 PAT Reading assessment. It also indicates positive student progress from T1 to T4.





This graph indicates that the Yr 4 median score is higher than the national medium score based on the 2023 PAT Reading assessment. It also indicates positive student progress from T1 to T4.

## WRITING



This graph indicates that Yr 3 and Yr 5 students continue to perform above Like Schools based on the NAPLAN Writing assessment.





# COMMUNITY FEEDBACK

## 2022 National School Opinion Survey

We conducted the biannual community survey last year and received over 200 responses which is approximately 50% of our families. The survey is given to staff, Year 6 students and parents. Results were shared with the staff, School Board and through the newsletter to the wider community.

On a scale of 1- 5 (1 being strongly disagree and 5 being strongly agree) each group responded to a number of questions. Over all the parents and students are very happy with Bletchley Park PS.

QUESTION	2022 Parents	2022 Staff	2022 Students
	Mean	Mean	Mean
Teachers at this school treat students fairly.	4.4	4.6	4.0
My child is making good progress at this school.	4.3	NA	NA
My child feels safe at this school.	4.5	4.4	4.2
Student behaviour is well managed.	4.2	4.1	3.8
My child/ students likes being at this school.	4.4	4.3	4.1
I/My child can talk to my child's teacher about my concerns.	4.5	4.5	3.9
Teachers at this school care about my child.	4.5	NA	4.4
Teachers at this school motivate my child/me to learn.	4.4	4.4	4.1

### COMMENTS

Great early learning teachers. Creative and fun learning. Many/most teachers join in with kids fun times/projects/days/events. Very positive and kids love learning in a positive environment.

Very happy with all of the extra support being given to my child. Every teacher he has had has been fabulous.

Greatly appreciate supports at the school. More wellbeing & mental health training for children to build their resilience & coping skills.

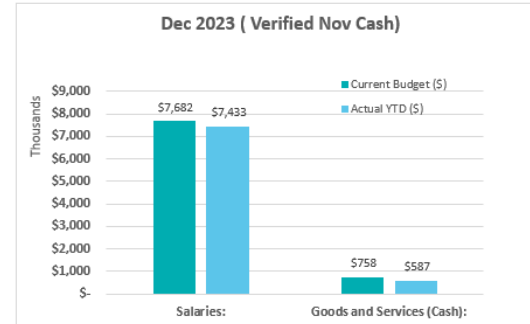
All good, we are quite happy with school/ teachers. Thanks for all your kind help in upbringing our child's future.

# FINANCES

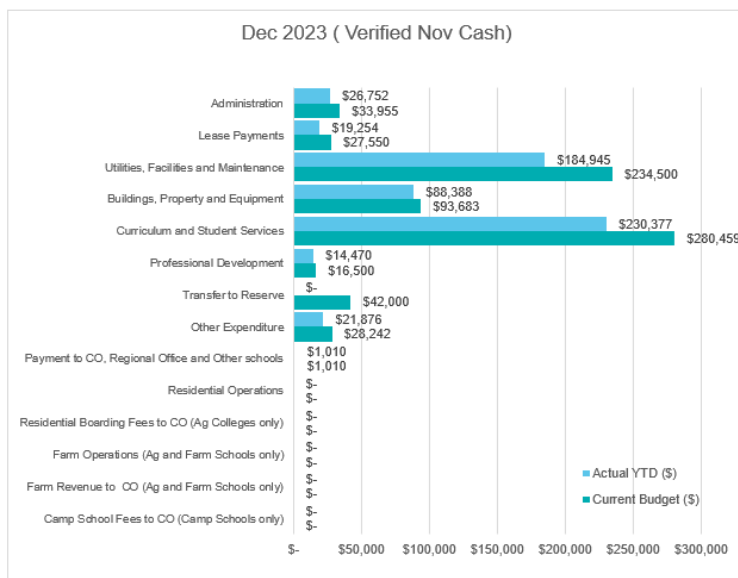
## ONE LINE BUDGET - Dec 2023 ( Verified Nov Cash)

	Current Budget (\$)	Actual YTD (\$)
Carry Forward (Cash):	134,370	134,370
Carry Forward (Salary):	624,954	624,954
<b>INCOME</b>		
Student-Centred Funding (including Transfers & Adjustments):	8,145,275	8,145,275
Locally Raised Funds:	341,792	330,972
<b>Total Funds:</b>	<b>9,246,392</b>	<b>9,235,571</b>
<b>EXPENDITURE</b>		
Salaries:	7,681,624	7,433,399
Goods and Services (Cash):	757,898	587,072
<b>Total Expenditure:</b>	<b>8,439,522</b>	<b>8,020,470</b>
<b>VARIANCE:</b>	<b>806,869</b>	<b>1,215,101</b>

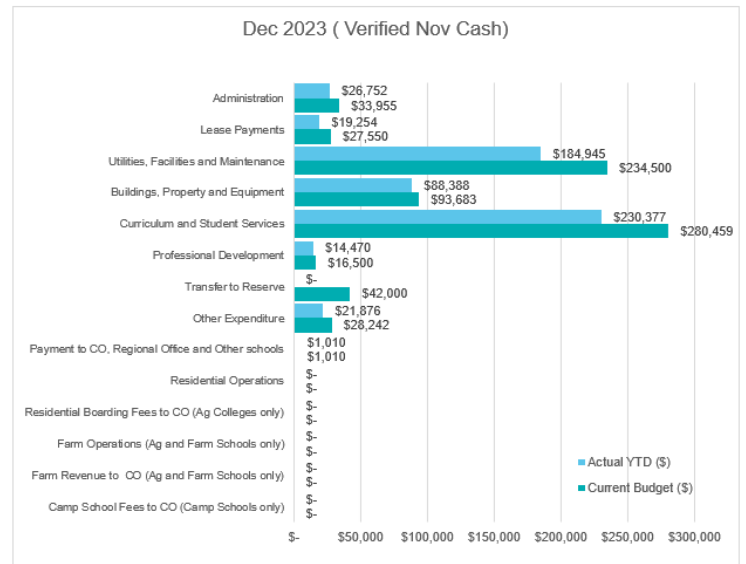
## Goods and Services vs Salary expenditure



## Goods and Services Expenditure - Budget vs Actual



## Goods and Services Expenditure - Budget vs Actual



## LOCALLY RAISED FUNDS (REVENUE)

Voluntary Contributions	33,485	33,420
Charges and Fees	128,501	128,551
Fees from Facilities Hire	94,450	85,829
Fundraising/Donations/Sponsorships	31,914	31,914
Commonwealth Govt Revenues	0	0
Other State Govt/Local Govt Revenues	0	0
Revenue from CO, Regional Office and Other scho	1,915	850
Other Revenues	51,528	50,409
Transfer from Reserve or DGR	0	0
Residential Accommodation	0	0
Farm Revenue (Ag and Farm Schools only)	0	0
Camp School Fees (Camp Schools only)	0	0
<b>Total Funds:</b>	<b>341,793</b>	<b>330,973</b>

# GLOSSARY

**ICSEA: Index of Community Socio-Educational Advantage**

**P&C: Parents and Citizens**

**AITSL: Australian Institute for Teaching and School Leadership**

**DoE: Department of Education**

**iSTAR: A model for connected practice within classrooms**

**NAPLAN: National Assessment Program Literacy and Numeracy**

**WAGSMS: West Australian Government Music Society**

**EALD: English as Additional Language or Dialect**

**ICT: Information and Communications Technology**

**EA: Education Assistant**

**BPPS: Bletchley Park Primary School**

**PL: Professional Learning**

**STEM: Science, Technology, Engineering and Math**

**PAT: Progressive Achievement Assessment**

